

## PROGRAMMABLE – DIGITAL – VISUAL

**PEMA Skymaster PRO positioner for extra-heavy work. The height, tilt and rotating speed of work piece are fully adjustable and programmable.**

- Optimal and repeatable position for ergonomics, capacity increase and simulated movements for safety. As a result welding productivity can be raised significantly compared to conventional positioner.

- PRO features are available with mobile, tablet and laptop via WiFi. PRO application runs on internet browser and includes e.g. programming for the positioner, machine diagnostic, maintenance book and possibility to add notes.

- Hundreds of man-hours saved yearly compared to manual work-piece handling. With PEMA Skymaster PRO these hours can be used on actual productive work.

- Always the optimal dimensions for your product on purposes. Skymaster PRO series from 750 kg up to 35,000 kg.

Max. load (N)	35 000
Rotation speed (rpm)	0,06-1,3
Max. rotational torque (Nm)	2800
Tilting torque (Nm)	7500
Tilting / angle (°)	hydr / 135
Tilting time 0-max angle (s)	30
Table plate diameter (mm)	950
T-slots on table plate	4x M20 DIN508
Integrated grounding, max. current (A)	700
Height min-max (mm)	980-1750
Width (mm)	1030
Length (mm)	2340
Weight (kg)	1700
Main supply cable length (m)	12
Main supply connection 50 Hz	3x400VAC+(N)+PE
Power (A)	16

Due to continuous R&D, Pemamek Ltd reserves the right to change the specification without notice.

### MORE PRODUCTIVITY

Save all positions, lifting, rotation and tilting and modify later if needed. Skymaster PRO guarantees optimal working position, always.

### IMPROVED QUALITY

Good ergonomics and safety secure welder's high motivation and working quality.

### DESIGNED TO LAST

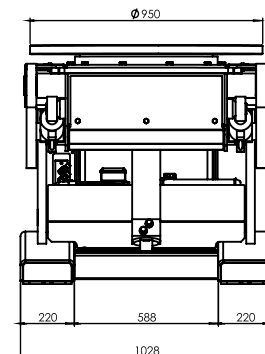
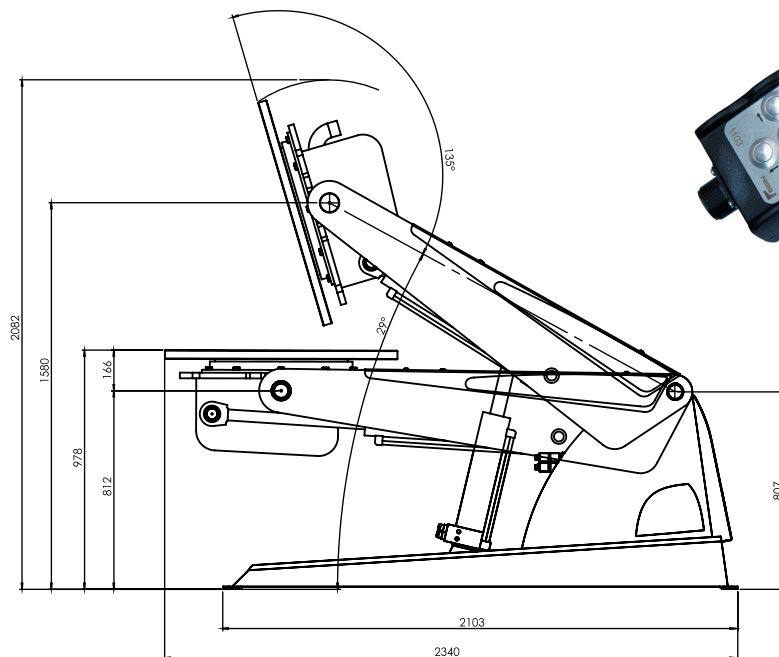
Skymaster PRO positioners are engineered to endure even the most robust conditions. Partner that will not let you down.



- Always correct welding and assembly positions
- Visual programming for all movements
- Improved welding quality
- Broad hydraulic 3-axis movements
- Better working ergonomics
- Fast production start-up
- Integration to other PEMA solutions
- High-quality components
- Extensive world-wide PEMA service



## MAIN MEASUREMENTS



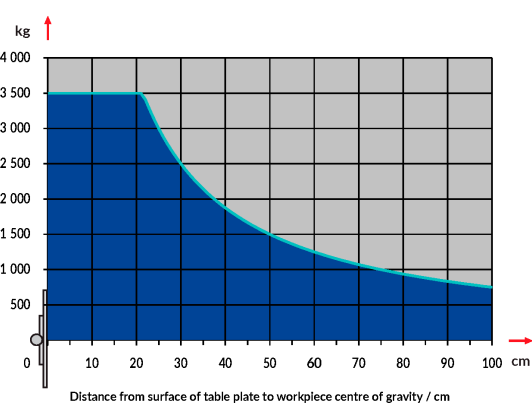
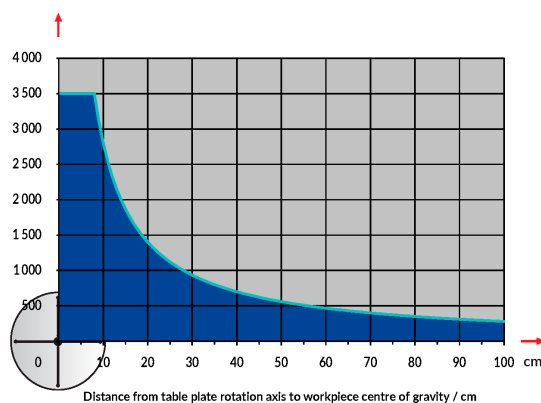
## LOAD CAPACITY DIAGRAMS

### APSi 3 500

Workpiece mass / kg  
MAX 3 500 kg

Max Rotation Torque 2 800 Nm

Max Tilting Torque 7 500 Nm M



## OPTIONS

- Tablet for PRO application
- Foot pedal for PRO features and start/stop of rotation in manual mode
- External control of rotation
- Wireless remote control



**Pema**

pemamek.com  
@pemawelding



General fabrication

Heavy equipment

Offshore and process equipment

Power generation

Shipbuilding

Wind energy



Pemamek reserves the right to change specifications without notice.